

HEAVY-DUTY/RUGGED

# *models* 3250/40/20

## RIBBED STEEL DOORS

For commercial applications, toughness is the name of the game. Because commercial-use doors see a lot of action, they need to be durable and long-lasting. This line of rugged, heavy-duty commercial doors is built to withstand a higher volume of operation, so you can be sure they'll be around for a long time.



9' x 7' white with 24" x 6" windows



The Door to Quality.



## SPECIFICATIONS

- Roll-formed steel sections are 2" thick, hot-dipped galvanized with a baked-on polyester finish
- Sections are available in:
  - 20-gauge white
  - 24-gauge white, sandstone, brown, and silver
  - 25-gauge white
- Stiles are box-shaped and galvanized
- Section joints are tongue-and-groove
- Bottom astragal is "U" type with an aluminum retainer
- Stiles are face-riveted vs. glued
- Polystyrene with high impact vinyl back cover
- Polystyrene with 27-gauge steel back cover
- Stiles include special clips to hold insulation retainer in position

### DOOR WIDTH/ PANEL ACROSS

DOOR WIDTH	3250/51/52	3240/41/42	3220/21/22
thru 9'5"	2	2	2
9'6" - 12'11"	3	3	3
13'0" - 16'5"	4	4	4
16'6" - 20'2"	5	5	5
20'3" - 24'2"	-	6	6
24'3" - 28'2"	-	10*	-

\*3240 & 3241 ONLY

### DOOR HEIGHT/ NUMBER OF SECTIONS

DOOR WIDTH	3250/51/52	3240/41/42	3220/21/22
thru 8'	4	4	4
8'3" - 10'	5	5	5
10'3" - 12'	6	6	6
12'3" - 14'	7	7	7
14'3" - 16'	-	8	8
16'3" - 18'	-	9	-
18'3" - 20'	-	10*	-

\*3240 & 3241 ONLY


## OPTIONAL WINDOW DESIGNS 24" SECTION HEIGHT




24" x 6"



24" x 12"



34" x 16"



FULL-VIEW

## PANEL CONSTRUCTION

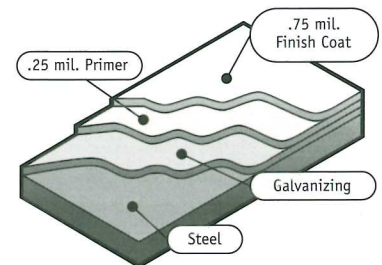
Each model utilizes either 25, 24 or 20-gauge exterior steel skins. Chosen for their weather resistant features, models 3251, 3241 and 3221 utilize a

1-3/8" thick polystyrene insulation with a vinyl back, while models 3252, 3242 and 3222 employ a 1-3/8" thick polystyrene insulation with a steel back.


R value - 6.81

## PAINT SYSTEM


Steel used to produce these doors is hot dipped galvanized. A .25 mil. primer is applied to inhibit rust. A .75 mil. layer of finish coat is applied to insure a brilliant, rust-free finish.



## COLOR SELECTIONS\*\*



White



Sandstone



Brown



Silver

\*\*Note: All color options are not available for all models. Refer to samples at your local distributor for exact color match.

Specifications are subject to change without notice.



The Door to Quality.